

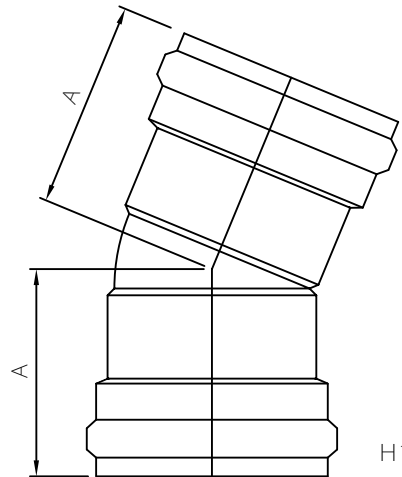


MULTI FITTINGS

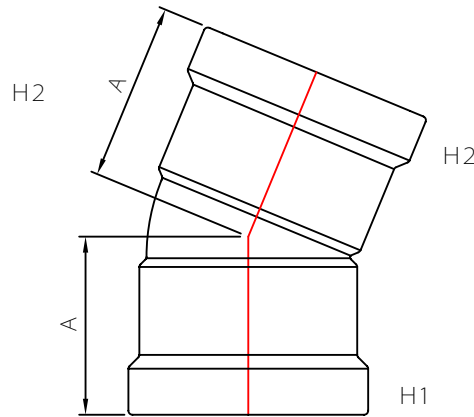
LAYING LENGTH

ISSUE DATE: 2017 11 30
SUPERCEDES: 2005 08 05

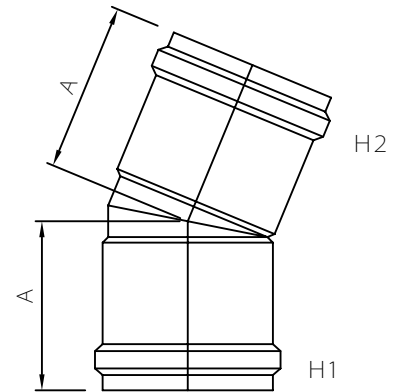
22 1/2° ELBOW (BxB)



INJECTION
MOLDED
FITTING (M)



INJECTION
MOLDED
FITTING (M1)



FABRICATED
FITTING (F)

	SIZE H1xH2	PART NUMBER	A REF
M+	4x4	274021	5.625
M1=	6x6	274022	6.375
M1=	8x8	274023	7.375
F@	10x10	532490	-
F@	12x12	532492	-

Note: + Refer to Page C9S4-1 for Hub Detail
= Refer to Page C9S4 for Hub Detail
@ Refer to Page C9S5 for Hub Detail